


 **GreenTek**
Innovative Crop Solutions

Head Office
202-27090, Gloucester Way, Adergrove, BC
V4W 3Y5, Canada
Telephone: 1 (604) 857 0300
Web: www.greentekinc.ca E-mail: info@greentekinc.ca

 **GreenTek**
Innovative Crop Solutions

GreenTek Fertilizer Inc.
www.greentekinc.ca










Berry Production Guide



INNOVATIVE CROP SOLUTIONS
Solution de culture innovants

BERRY PRODUCT GUIDE

Head Office: 202-27090, Gloucester Way, Adergrove, BC V4W 3Y5, Canada, Telephone: 1 (604) 857 0300, Web: www.greentekinc.ca, E-mail: info@greentekinc.ca

PRODUCT	TIMING	APPLICATION METHOD	REMARKS
FROST FREE + AGRISTIX + Fungicide (if required)	Early Spring (Feb- Mar.) 	Foliar**	To your fungicide spray (Copper or some other) add FROST FREE (2-4 L/acre) to minimize frost damage to buds & shoots. To increase absorption and uniform spread of spray also add AGRISTIX @ 0.75 – 1 ml/L.
HEADSTART OR NUTRASOL Blend (0-40-30) + ROOT CARE + Ridomil 480 EC -(if needed).	Early Spring / Bud Swelling 	Soil	NUTRASOL blend 0-40-30 provides a healthy start in cool conditions; ROOT CARE (8- 12 L/acre) activates beneficial soil microflora and also helps nutrient uptake by the roots. Use of HEAD START (15- 20 L/acre) at early spring promote the growth & helps in building stress tolerance in plants. If needed add Ridomil ?
Mummy Berry Control + CROP CARE*	Bud Break 	Foliar**	WITH your 1st Mummy Berry spray; add CROP CARE (2-4 L/acre) OR GROMAX (1L/acre) to your pesticide solution. This will stimulate plant metabolism and overcome stress (if any). In case of temperature drop will also help in minimizing frost damage.
PERSIST (0-24-25)		Soil	Use of PERSIST (3-4 L/acre) supplies much needed Phosphorus & Potash at this early growth stage will also stimulate root growth.
BERRY BOOST* (3-11-15)	Shoot Expansion 	Soil	Apply 4-5 L/acre of BERRY BOOST through drip or drench. It will stimulate root and shoot development and give a jump start to berry plants. Granular fertilizer should be applied/side dressed to regulate the supply of nutrients for growth and development of berry plants.
GRANULAR FERTILIZER			
MAGIC* + GROMAX* (0-0-5) / GREENMAX*	Shoot Expansion	Foliar**	Spray MAGIC (1-2 L/acre) and GROMAX (1L/acre) or GREENMAX (0.5 kg/acre). MAGIC will enhance movement and uptake of Magnesium (Mg) & other nutrients into and within the plant (phloem & xylem) while GROMAX/GREENMAX contains various natural nutrient substances that help to develop the resistance against drought, frost injuries and diseases. If it is time to spray pesticide you can combine with MAGIC and GROMAX/GREENMAX .
NUTRASOL Blend (27-14-17) + ROOT CARE*	Flower Initiation 	Soil	To fulfill high nutrients demand at this time, use NUTRASOL 27-14-17 (dose will depend on your needs, soil analysis etc.) and ROOT CARE (8-10 L/acre). NUTRASOL provides much needed Nitrogen boost and ROOT CARE enhance nutrient uptake and stimulates root growth & microbial activity in the soil.
POLLINATOR*		Foliar**	Application of POLLINATOR (1L/acre) at pre-bloom stage enhances the pollination / fertilization and helps in improving flower formation & fruit production.
FRUITMAX* (3-10-11) OR NUTRASOL Blend (20-20-20) + GROMAX* (0-0-5)	After pollination 	Foliar**	At this time if you need to spray pesticide, Add FRUITMAX (2 – 4 L/acre) OR NUTRASOL 20-20-20 (according to need) with GROMAX (2 – 4 L/acre). This will help in good fruit setting, increase of fruit size and quality.
AGRICAL* (7-0-3+15Ca) + ULTRA BOOST (0-0-20)	Early Green Fruit 	Foliar**	To improve quality and firmness of the fruit, spray AGRICAL (1.5 – 2.0 L/acre). It is a chelated source of Calcium that is easily absorbed by plants. Micronutrients deficiency can seriously affect production and quality of the berries. ULTRA BOOST is a high quality source of Potash and chelated micronutrients (Fe, Cu, Mn, Zn, B, Mo). It will help in size increase and quality of the berries. If a pest control spray is due, tank mix with pesticide, fungicide etc.
SUPER WEIGHT* (0-0-25) OR NUTRASOL (0-0-40) + CROP CARE*	Green Fruit 	Foliar**	When spraying for SWD (spotted Wing Drosophila) control, use SUPER WEIGHT OR NUTRASOL 0-0-40 . It will increase fruit size, firmness and quality of berries. Addition of CROP CARE (1 – 2 L/acre) will reduce crop stress and increase plant metabolism.
O-CAL* (0-0-0+5Ca) OR MAGNICAL*	Fruit Coloring 	Foliar**	Use of O-CAL (2 - 3 L/acre) OR MAGNICAL (1-2 L/acre) will help in improving fruit size, firmness, storability, color and skin finish. Congratulated yourself for finishing with a good harvest.

*Always use AGRISTIX to increase absorption & uniform spray.

**Check compatibility by jar test. All doses are approximate. Dose will depend on plant age, soil's nutrient balance & fruit load. Consult your crop specialist or sale representative. Some photos are courtesy of MSU, USA.

Udated: Jan/21/2017